



National Forensic Sciences University

Admission 2024-25

A Step-by-Step Guide for Online Admission Application

Summarize Steps for the registration on the admission portal and manual for the admission application form.

- 1. Hit the URL (<https://admission.nfsu.ac.in/>) in the browser.**
- 2. Click on the REGISTER button.**
- 3. Enter your Full Name**
- 4. Select your Country from the drop-down menu.**
- 5. Enter the email ID and click on "SEND OTP TO VERIFY" and enter the received email OTP and click on "VERIFY EMAIL" button.**
- 6. Enter the Mobile Number and click on "SEND OTP TO VERIFY" and enter the received SMS OTP and click on "VERIFY MOBILE" button.**
- 7. Enter your password (whatever you wish to use).**
- 8. Select the State.**
- 9. Click on the Register button and you will be good to go for the admission process.**
- 10. Click on the LOGIN button.**
- 11. Enter your Registered email which you entered in Step-5.**
- 12. Enter your password which was set by you in step-7.**
- 13. Click on the Login button and you can fill the admission application form as shown in Page Number 6.**

1. Go to the admission website: <https://admission.nfsu.ac.in/>



[: Download :](#)

[STEP-BY-STEP GUIDE FOR ADMISSION APPLICATION FORM](#)

[NATIONAL FORENSIC ADMISSION TEST \(NFAT\) 2024 SCHEDULE](#)

Admissions 2024-25 Open



The registration form contains the following elements:

- REGISTER** (blue button) and **LOGIN** (grey button)
- Name** (text input)
- Country** (dropdown menu with "Select Country" and a downward arrow)
- Email** (text input)
- Email OTP** (text input) with a note: "Click on Verify Email to get OTP in I"
- Email Required** (red text) with buttons: **VERIFY EMAIL** and **RE-SEND OTP**
- SEND OTP TO VERIFY** (red button)
- Mobile No** (text input)
- Mobile OTP** (text input) with a note: "Click on Verify Number to get OTP."
- SEND OTP TO VERIFY** (red button)
- VERIFY MOBILE** and **RE-SEND OTP** (red buttons)
- Password** (text input with a toggle for visibility)
- State** (dropdown menu)
- REGISTER** (large red button at the bottom)

2. Fill the details for Registration and click on the register button.



[: Download :](#)

[STEP-BY-STEP GUIDE FOR ADMISSION APPLICATION FORM](#)

[NATIONAL FORENSIC ADMISSION TEST \(NFAT\) 2024 SCHEDULE](#)

Admissions 2024-25 Open

The registration form contains the following elements:

- Buttons:** REGISTER (dark blue), LOGIN (light blue), VERIFY EMAIL (red), RE-SEND OTP (red), SEND OTP TO VERIFY (red), and a large red REGISTER button at the bottom.
- Fields:** Name (text), Country (dropdown menu), Email (text), Mobile No (text), Password (text with eye icon), and State (dropdown menu).
- Instructions:** 'Click on Verify Email to get OTP in I' and 'Click on Verify Number to get OTP.'
- Requirements:** 'Email Required' label.



3. Login into portal through **username (Email)** and **password** which was entered at the time of registration.



[: Download :](#)

[STEP-BY-STEP GUIDE FOR ADMISSION APPLICATION FORM](#)

[NATIONAL FORENSIC ADMISSION TEST \(NFAT\) 2024 SCHEDULE](#)

Admissions 2024-25 Open

A screenshot of the login page for National Forensic Sciences University. At the top, the university's logo and name are shown. Below the logo are two buttons: "REGISTER" and "LOGIN". The "LOGIN" button is highlighted in blue. Below these buttons are two input fields: "Email" with the text "test@gmail.com" and "Password" with a masked password "....." and an eye icon. At the bottom of the form is a large red "LOGIN" button and a link for "Forgot Password".

4. Successful login navigated to Dashboard.

Dashboard - Admission CRM

https://admission.nfsu.ac.in/Admission/Dashboard

National Forensic Sciences University

Dashboard My Query

ASK ANY QUERIES Website Test

Dashboard

0 Applications in-progress 0 Applications Completed 0 Query Raised

Search Course

Application Form	Offered Campus	Application No.	Application Submitted on	Application Fees	Action
PG					
B.A. M.A. CRIMINOLOGY	GANDHINAGAR CAMPUS	-		₹ 2000	APPLY NOW
B.SC. M.SC. FORENSIC SCIENCE	BHOPAL CAMPUS, DELHI CAMPUS, DHARWAD CAMPUS, GANDHINAGAR CAMPUS, GOA CAMPUS, TRIPURA CAMPUS	-		₹ 2000	APPLY NOW
B.TECH M.TECH. COMPUTER SCIENCE & ENGINEERING (CYBER SECURITY)	DELHI CAMPUS, DHARWAD CAMPUS, GANDHINAGAR CAMPUS, TRIPURA CAMPUS	-		₹ 2000	APPLY NOW
DIPLOMA CANINE FORENSICS	DELHI CAMPUS	-		₹ 2000	APPLY NOW
LLM (Criminal Law and Criminal Justice Administration)	DELHI CAMPUS, GANDHINAGAR CAMPUS	-		₹ 1500	APPLY NOW

5. When user clicks on the **Apply Now** button then it opens an Important Information Pop-up will open, and read it carefully.

The screenshot shows a web browser window displaying the Admission CRM dashboard. The dashboard lists various courses with their respective campuses and fees. An 'Academic Regulations' pop-up window is open, providing important information for NFAT-2023.

Academic Regulations

Important Information for NFAT-2023

Candidate must read carefully the Instructions (including how to fill up Application Form online) given in the Information Bulletin available on the NFAT-2023 Website (<https://admission.nfsu.ac.in>). Candidates not complying with the Instructions shall be summarily disqualified.

Candidate can apply for **NFAT-2023 through "Online" mode only. The Application Form in any other mode will not be accepted.**

Download Information Bulletin and read the same carefully regarding eligibility and procedure/documentation required for filling the Online Application Form.

Follow the steps given below to Apply Online:

Step-1: Register using your own Email ID and Mobile Number on our [NFAT-2023 online application portal](https://admission.nfsu.ac.in) at <https://admission.nfsu.ac.in>

Step-2: Complete the Online Application Form for the academic program

Step-3: Upload legible scanned images of: (i) a recent photograph (in jpg/ jpeg file, size 10Kb - 200Kb) either in colour or black & white with 80% face (without mask) visible including ears against white background; (ii) candidate's signature (file size: 4kb - 30kb); (iii) PwD Certificate (file size 50 kb-300 kb);(iv) Category Certificate (file size 50 kb-300 kb); (v) Certificate of Proof of Date of Birth(file size 50 kb-300 kb); (vi)Certificate for Appearing/Result Awaiting Candidates (file size 50 kb-300 kb).

Step-4: Pay the prescribed fee **through Net Banking / Debit Card / Credit Card / UPI / Wallet** and keep proof of fees paid for future reference.

All the 4 Steps can be done together or at separate timings.

After the submission of Online Application Form (i.e successful completion of Step-4), Confirmation Page of the

6. After reading the information, click on the check box. **I agree to the above terms and conditions** and then click on the button **AGREE & CONTINUE**.

The screenshot displays the 'Dashboard - Admission CRM' interface. On the left, a list of programs is visible, including:

- M. TECH. APPLIED DATA SCIENCE AND ARTIFICIAL INTELLIGENCE
- M. TECH. ROBOTICS AND AUTOMATION
- M.A Criminology (with specialization in Forensic Psychology)
- M.A MASS COMMUNICATION AND JOURNALISM (WITH SPECIALIZATION IN FORENSIC JOURNALISM)
- M.A. Police & Security Studies
- M.Pharm Pharmaceutical Quality Assurance (PCI Approved)
- M.Pharm. Forensic Pharmacy
- M.Phil. Clinical Psychology (RCI Approved)
- M.Sc Cyber Security
- M.Sc Forensic Biotechnology

The central modal window contains the following text:

Information such as candidate's name, contact details, address, category, PWD status, educational qualification details, date of birth, choice of exam cities, etc provided by the candidate in the online Application Form will be treated as final. Any request for change in such particulars after the closure of correction period will not be considered by NTA.

NFSU does not edit/modify/alter any information entered by the candidate under any circumstances. Any request for change in information will not be entertained. Therefore, candidates are advised to exercise utmost caution for filling up correct details in the Application Form. **Request for corrections made by any candidates through Post/ Fax/WhatsApp/Email/by hand will not be entertained by NFSU/NTA.**

Candidates must ensure that email address and mobile number registered in the online Application Form are their own, as relevant/important information/communication will be sent by NFSU/NTA through e-mail on the registered e-mail address and/or through SMS on their registered mobile number only. NFSU/NTA shall not be responsible for any non-communication/miscommunication with a candidate in the email address or mobile number given by him/her other than his/her own.

NFSU disclaims any liability that may arise to a candidate(s) due to incorrect information provided by them in their online Application Form.

Candidates are advised to visit the NFSU/NTA Websites and check their e-mails/SMS regularly for latest updates.

Candidates shall appear in the exam at their own cost at the allotted Examination Centre on the Date/Shift and time indicated on their respective Admit Cards which would be issued by the NTA in due course through its Website.

Notes:

The final submission of Online Application Form will remain incomplete if Step-3 and step-4 are not completed. Such forms will stand rejected and no correspondence on this account will be entertained.

No request for refund of fee once remitted by the candidate will be entertained by NFSU/NTA under any circumstances.

The entire application process for NFAT-2023 is online, including uploading of scanned images, payment of fees, and printing of confirmation page, admit card, etc.

Usage of Data and Information: NFSU/Government of India can use the data provided by the End Users (test taker in this case) for internal purpose(s) including training, research and development, analysis and other permissible purpose(s). However, this information is not for use by any third party or private agency for any other use.

I agree to the above terms and conditions.

AGREE & CONTINUE

The background shows a list of programs with 'APPLY NOW' buttons for each.

7. After agreeing with the terms and conditions, open the admission form Step 1: Personal Information. Fill in the details and click on the **NEXT** button.

Dashboard My Query

ASK ANY QUERIES
Website Test ▼

M. TECH. ROBOTICS AND AUTOMATION - 42024

Payment Pending
PREVIEW APPLICATION

01

02

03

04

05

Campus Preference*

GANDHINAGAR CAMPUS

When selecting your preferred campus, please prioritize them in order of preference. For example, if Delhi is your top choice, select Delhi Campus first, followed by your second choice, and so on. Please note that campus selection here is for official use only. During the counselling phase, candidates will be offered the opportunity to choose any available campus based on their Merit- cum-Choice and the availability of seats in their category.

Exam Center ⓘ

Gandhinagar

The candidate may change the examination center after payment until 06-06-2023. The center selected on this date will be considered final, and no requests to change the center will be considered after 06-06-2023.

Personal Details

<p>First Name*</p> <div style="border: 1px solid gray; padding: 2px; margin-bottom: 5px;">Test</div> <p style="font-size: 0.8em; color: gray;">(Name as per the SSC Marksheet / HSC Marksheet / Degree Certificate/ Leaving Certificate)</p>	<p>Middle Name</p> <div style="border: 1px solid gray; padding: 2px; margin-bottom: 5px;">Middle Name</div>	<p>Last Name</p> <div style="border: 1px solid gray; padding: 2px; margin-bottom: 5px;">ABCD</div>	<p>Email ID (Primary)*</p> <div style="border: 1px solid gray; padding: 2px; margin-bottom: 5px;"> </div>
<p>Gender *</p> <div style="border: 1px solid gray; padding: 2px; margin-bottom: 5px;">Male ▼</div>	<p>Alternate Email ID</p> <div style="border: 1px solid gray; padding: 2px; margin-bottom: 5px;">Alternate Email ID</div>	<p>Mobile Number*</p> <div style="border: 1px solid gray; padding: 2px; margin-bottom: 5px;">Select ▼</div>	<p>Date of Birth *</p> <div style="border: 1px solid gray; padding: 2px; margin-bottom: 5px;">30-05-1991</div>
<p>Nationality *</p> <div style="border: 1px solid gray; padding: 2px; margin-bottom: 5px;">INDIA ▼</div>	<p>Blood Group</p> <div style="border: 1px solid gray; padding: 2px; margin-bottom: 5px;">A+Ve ▼</div>	<p>Are you Diabetic *</p> <div style="border: 1px solid gray; padding: 2px; margin-bottom: 5px;">Select ▼</div>	<p>Are you J&K Migrant *</p> <div style="border: 1px solid gray; padding: 2px; margin-bottom: 5px;">No ▼</div>
<p>Student Aadhar Card Number</p> <div style="border: 1px solid gray; padding: 2px; margin-bottom: 5px;">Student Aadhar Card Number</div>	<p>Religion</p> <div style="border: 1px solid gray; padding: 2px; margin-bottom: 5px;">Hindu ▼</div>	<p>Category *</p> <div style="border: 1px solid gray; padding: 2px; margin-bottom: 5px;">OBC-NCL ▼</div>	<p>Mother Tongue</p> <div style="border: 1px solid gray; padding: 2px; margin-bottom: 5px;">Mother Tongue</div>
<p>Defence Quota ⓘ</p> <div style="border: 1px solid gray; padding: 2px; margin-bottom: 5px;">No</div>	<p>Differently Abled (PWD)? * ⓘ</p> <div style="border: 1px solid gray; padding: 2px; margin-bottom: 5px;">No ▼</div>		
<p>Are you Currently Employed? *</p> <div style="border: 1px solid gray; padding: 2px; margin-bottom: 5px;">No ▼</div>			

Guardian Details

<p>Father / Mother / Guardian Name *</p> <div style="border: 1px solid gray; padding: 2px; margin-bottom: 5px;">ABCD Test</div>	<p>Father / Mother / Guardian Mobile Number*</p> <div style="border: 1px solid gray; padding: 2px; margin-bottom: 5px;">+91 ▼ 9824012345</div>	<p>Father / Mother / Guardian Email ID</p> <div style="border: 1px solid gray; padding: 2px; margin-bottom: 5px;">Email ID</div>
<p>Father / Mother / Guardian Occupation</p> <div style="border: 1px solid gray; padding: 2px; margin-bottom: 5px;">Select ▼</div>		

SAVE & EXIT

NEXT

8. In Step 2: Fill the Communication Address (If you have correspondence and the permanent address is the same, then click on the **YES** button for the same address otherwise, enter both addresses in the form and click on the NEXT button.

National Forensic Science University
University of Applied Sciences
Gandhinagar, Gandhinagar, Gandhinagar

Dashboard My Query

ASK ANY QUERIES Website Test

M. TECH. ROBOTICS AND AUTOMATION - 42024

Payment Pending PREVIEW APPLICATION

01 02 03 04 05

Address for Correspondence

Country* INDIA State* GUJARAT District* GANDHINAGAR City / Village / Landmark City / Village / Landmark

Address Line 1* Sector-28 Address Line 2 Address 2 Pincode / Zipcode* 382028

Is Permanent Address Same As Address For Communication?

YES NO

PREV SAVE & EXIT NEXT

9. In Step 3: Enter the details of the education qualification and if you have given any special exam then select that exam and enter the details (If applicable).

Dashboard My Query

ASK ANY QUERIES
Website Test ▼

M. TECH. ROBOTICS AND AUTOMATION - 42024
Payment Pending
PREVIEW APPLICATION

01

02

03

04

05

Entrance Exam

Have you taken any competitive exam? ▼

Yes ▼

Seat number/Roll number	Status	Percentile	Composite score	Valid upto	Year of Entrance Exam
GATE 2023 12345	Declared ▼	65	85	2023	2023

Educational Qualification Details


Qualification Details

Either CGPA or Percentage required, or write "0" for either of them.

Exam	Exam Status	Course/Subject	University/Board	CGPA/CPI ⓘ	Percentage ⓘ	Passing Year
Standard 10 (Mandatory)	Passed ▼	CBSE ▼		0	65	2012
Standard 12 / 10+2 / Diploma (Mandatory)	Passed ▼	CBSE ▼		0	78	2014
Bachelor's Degree	Passed	B. Tech	KSV University	8.5	0	2018

PREV
SAVE & EXIT
NEXT

10. In Step 4: Upload the required documents for your information and eligibility criteria and click on the **NEXT** button.




[Dashboard](#) [My Query](#)

ASK ANY QUERIES

Website Test ▼

M. TECH. ROBOTICS AND AUTOMATION - 42024

Payment Pending PREVIEW APPLICATION



Upload Documents

Photograph & Signature.

- The images should be in .JPG .PNG format only.
- Minimum resolution of the Images should be 350 pixels (Width) X 350 pixels (Height) and Maximum 1000 pixels (Width) X 1000 pixels (Height).
- The Size of images must be less than 50 KB.
- Bit depth of the images should be 24 bits.
- This photo will be used on the admissions card and for verification purposes throughout the admissions procedure.

Points to remember:

- Please note that your photograph and signatures should be properly cropped / clear and should not be hazy or illegible.
- The photograph file should contain only your photograph, without any other identifying information, such as autographs.
- The signature file should simply contain your most recent signatures, with no additional information such as the date.
- In the case of low resolution photos, inappropriate cropping, or the exchange of photograph and signature files, the application may be rejected.

<p>Upload BIRTH DATE CERTIFICATE (OR ANY OTHER PROOF OF BIRTH DATE) *</p> <div style="border: 1px solid gray; padding: 2px; margin-bottom: 5px;">Choose file No file chosen</div> <p style="font-size: 0.8em;">Max Limit 300 kb (Only Image & Pdf files allowed)</p> <p>1 uploaded ▼</p>	<p>Upload Identity Proof * (Aadhar/PAN/Driving Licence/Election Card/Passport)</p> <div style="border: 1px solid gray; padding: 2px; margin-bottom: 5px;">Choose file No file chosen</div> <p style="font-size: 0.8em;">Max Limit 300 kb (Only Image & Pdf files allowed)</p> <p>1 uploaded ▼</p>	<p>Upload S.S.C MARKSHEET *</p> <div style="border: 1px solid gray; padding: 2px; margin-bottom: 5px;">Choose file No file chosen</div> <p style="font-size: 0.8em;">Max Limit 300 kb (Only Image & Pdf files allowed)</p> <p>1 uploaded ▼</p>
<p>Upload H.S.C MARKSHEET *</p> <div style="border: 1px solid gray; padding: 2px; margin-bottom: 5px;">Choose file No file chosen</div> <p style="font-size: 0.8em;">Max Limit 300 kb (Only Image & Pdf files allowed)</p> <p>1 uploaded ▼</p>	<p>Upload CASTE CERTIFICATE *</p> <div style="border: 1px solid gray; padding: 2px; margin-bottom: 5px;">Choose file No file chosen</div> <p style="font-size: 0.8em;">Max Limit 300 kb (Only Image & Pdf files allowed)</p> <p>1 uploaded ▼</p>	<p>Upload Passport Size Photograph *</p> <div style="border: 1px solid gray; padding: 2px; margin-bottom: 5px;">Choose file No file chosen</div> <p style="font-size: 0.8em;">Max Limit 50 kb (Only image files allowed)</p> <p>1 uploaded ▼</p>
<p>Upload Your Signature *</p> <div style="border: 1px solid gray; padding: 2px; margin-bottom: 5px;">Choose file No file chosen</div> <p style="font-size: 0.8em;">Max Limit 50 kb (Only Image files allowed)</p> <p>1 uploaded ▼</p>	<p>Upload GRADUATION MARKSHEET * (Combine all semesters/years marksheets in one PDF file)</p> <div style="border: 1px solid gray; padding: 2px; margin-bottom: 5px;">Choose file No file chosen</div> <p style="font-size: 0.8em;">Max Limit 300 kb (Only Pdf files allowed)</p> <p>1 uploaded ▼</p>	<p>Upload NON CREAMY LAYER *</p> <div style="border: 1px solid gray; padding: 2px; margin-bottom: 5px;">Choose file No file chosen</div> <p style="font-size: 0.8em;">Max Limit 300 kb (Only Image & Pdf files allowed)</p> <p>1 uploaded ▼</p>

Declaration

This is to declare that:

- The category I have selected while filling in the application form is the one that will be applicable on me while making the admission merit and I affirm that, if I fail to present necessary category certificate at the time of admissions, my candidature for the admissions will stand cancelled and I shall be considered ineligible for the admission process.
- I have read the admission policy thoroughly and checked the eligibility criteria, fee structure, and other relevant details of my program before filing/submitted my application form.
- I certify the information I submitted supporting this application is true to the best of my knowledge and belief. I understand that if any information is false or incorrect, my admission may be rejected/canceled at any stage of the admission process and/or anytime thereafter.
- I undertake to abide by the disciplinary rules and regulations of the University.
- I Agree

PREV

SAVE & EXIT

NEXT

11. When you click on the NEXT button the website shows Preview, and if you want, you can download the application form (it will be download in the PDF Format – as highlighted RED box in below image).

The screenshot displays the 'Preview Form' interface for the National Forensic Science University. The form is titled 'rptStudentAdmission' and is shown in a preview mode with a 54% zoom level. A red box highlights the 'Download' button in the top right corner of the preview window, with a red arrow pointing to it and a text box stating 'Click on the Download button for preview form download'. The form content includes:

- Personal Details:** Name, Website Test, Email Id (test@gmail.com), Phone Number (999999999).
- Base Exam Details:**

Base Exam	Seat/Post No	Result	Percentile	Composite Score	Year of Exam
GATE 2022	12345	0	61.00	85.00	2022
- Educational Qualification Details:**

Exam	Board/University	CGPA	Total Percentage	Passing Year
Standard 10	CBSE - NA	0.00	80.00	2012
Standard 12 / 10+2 / Diploma	CBSE - NA	0.00	78.00	2014
Bachelor's Degree	B. Tech - KJ Somaiya University	8.50	0.00	2018
- Upload Documents:** List of Documents Uploaded, including BIRTH DATE CERTIFICATE, Identity Proof, S.S.C. MARKSHEET, H.S.C. MARKSHEET, GATE CERTIFICATE, Passport Size Photograph, Your Signature, EDUCATION MARKSHEET, NON CREAMY LAYER.
- Payment Detail:** Transaction No.
- Declaration:** A series of statements confirming the accuracy of the information and understanding of the admission policy.
- Place / Date / Signature:** Fields for the applicant's signature and date.

12. After Preview the Form you can close the pop-up and it will show the Payment details as per your selected Course.

The screenshot displays the admission form interface for National Forensic Science University. At the top left, the university logo and name are visible, along with navigation links for 'Dashboard' and 'My Query'. A 'Website Test' button is located in the top right corner. The course name 'M. TECH. ROBOTICS AND AUTOMATION - 42024' is shown on the left, and 'Payment Pending' with a 'PREVIEW APPLICATION' button is on the right. A progress bar with five steps (01-05) is centered, with step 05 highlighted in red. Below the progress bar, there are two main sections: 'Personal Details' and 'Payment Detail'. The 'Personal Details' section includes fields for Name, Website Test, Email Id (with a masked email address), and Phone Number (with a masked number). The 'Payment Detail' section shows 'Total Amount ₹ 2000'. At the bottom, there are three buttons: 'PREV', 'MAKE PAYMENT', and 'PREVIEW'.

13. In the above step when you click on the **MAKE PAYMENT** button then it will redirect to the payment gateway page.

secure.ccavenue.com/transaction/transaction.do?command=initiateTransaction

National Forensic Sciences University

Transaction times out in **14:55 mins**

68392 English

Payment Information

Credit Card

Debit Cards

Net Banking

UPI

We Accept : Debit Card RuPay VISA

Card Number

Expiry Date CVV

I agree with the [Privacy Policy](#) by proceeding with this payment.

INR 2000.00 (Total Amount Payable)

Make Payment

[Cancel](#)

ORDER DETAILS

Order #: **240215011447CF98A81C**

Order Amount 2000.00

Total Amount INR 2000.00

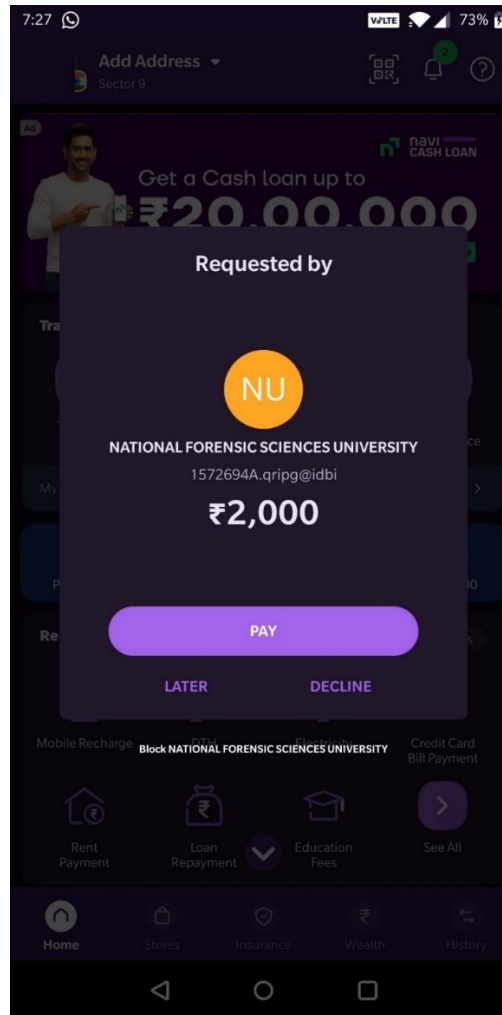
Powered by **HDFC BANK**

MasterCard SecureCode Verified by VISA SafeKey RuPay PCCy

14. Here, the UPI option is selected for payment and once you entered your UPI and click on Verify button then It shows your full name as per Bank Record.

The screenshot shows a web browser window with the URL `secure.ccavenue.com/transaction/transaction.do?command=initiateTransaction`. The page header for National Forensic Sciences University displays a transaction timeout of 13:38 minutes. The user ID is 68392 and the language is set to English. The payment method 'UPI' is selected. The UPI ID field shows a masked ID ending in '@ybl', which has been verified. A confirmation message states, 'I agree with the Privacy Policy by proceeding with this payment.' The total amount payable is INR 2000.00. A 'Make Payment' button is visible, along with a 'Cancel' link. An 'ORDER DETAILS' box on the right shows Order #: 240215011447CF98A81C, Order Amount: 2000.00, and Total Amount: INR 2000.00. The page is powered by HDFC BANK and includes logos for MasterCard SecureCode, Verified by VISA, SafePay, RuPay, and PCI 833.

15. In above step when click on Pay button then user/student need to check the UPI applications for the payment request.



16. When you paid the fees then the website shows your fees received successfully and you will get a reference number that you need to keep for future reference.

17. Then, applied course option has two buttons **VIEW** and **DOWNLOAD APPLICATION FORM**. In that, you can **DOWNLOAD APPLICATION FORM**, which has payment details too. (Image displayed below)

The screenshot shows the admission dashboard for National Forensic Sciences University. The user is logged in as Dhaval Prajapti. The dashboard displays 52 applications in progress and 3 completed applications. A table lists the following courses:

Application Form	Offered Campus	Application No.	Application Submitted on	Application Fees	Action
B.TECH M.TECH. COMPUTER SCIENCE & ENGINEERING (CYBER SECURITY)	DELHI CAMPUS, DHARWAD CAMPUS, GANDHINAGAR CAMPUS, TRIPURA CAMPUS	118	23/04/2022 8:01:17	₹ 2000	VIEW DOWNLOAD APPLICATION Payment Done
M.Sc. Digital Forensics and Information Security	DELHI CAMPUS, GANDHINAGAR CAMPUS, GOA CAMPUS	176	23/04/2022 8:10:00	₹ 2000	VIEW DOWNLOAD APPLICATION Payment Done
M.Sc. Forensic Science	BHOPAL CAMPUS, DELHI CAMPUS, GANDHINAGAR CAMPUS, GOA CAMPUS, TRIPURA CAMPUS	117	23/04/2022 8:45:41	₹ 2000	VIEW DOWNLOAD APPLICATION Payment Done